

MANUAL

Lucky Bonus





I. Check account

Press and hold **K1** of the IC board (back), and turn on the machine. Then press **JUGAR**. The messages of the codes are detailed as below.

Code [TOMATO]	Messages [CREDITO] and [PREMIO]
00	The total profits of machines
01	The total credits
02	The total wins
03	The total Double bets
04	The total wins of Double bets
05	The winning percentage
06	The winning percentage of Double
07	The total input of counter
08	The total output of counter

II. Setting

1. Reset

Press and hold **K2** of the IC board (back), and turn on the machine. The series number of chip label will show under     . If the series number is correct, press **JUGAR**. Then all the displays will show [8].


2. Counting coins





Press and hold **K3** of the IC board (back), and turn on the machine. Then press **COBRAR**. It will show 200 on the display of **PREMIO**. Press **PAGO IZQUIERDA** or **PAGO DERECHA** to increase or reduce the quantity of coins.

3. Setting

Press and hold **K4** of the IC board (back), and turn on the machine. The displays on the IC board will show as below,

©Default setting



1. [PREMIO] + [CREDITO] shows the maximum profit. The range is from 50000 to 100000. Pressing [DOBLAR] to adjust it.
2. It shows the number on IC Chip.
3. [77] + [BLACK BAR] show the setting of coins.
4.   They show the winning percentage of double.
5.   They show the winning percentage.

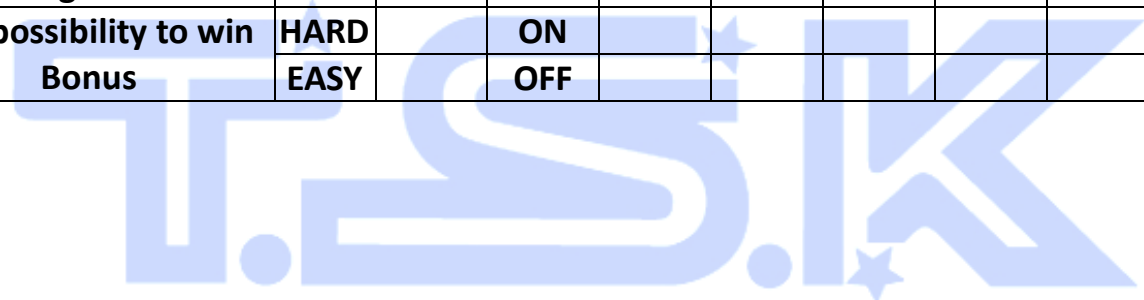
Press **JUGAR** to confirm your adjustment.

IV. Troubleshooting

Error Codes	Problems
11	No coin to charge.
33	The coin selector is broken.
44	The switch of hopper (sensor of coin counter) is broken.
55	The switch of keyout or the counter is broken.
66	The RAM is broken.
77	The profit of the machine is out of range. Please reset the machine.
95	The series number of IC chip is wrong.
99	Lost of RAM or it's under interference. Please reset the machine.

III. Adjust the dip switch

Dip Switch		1	2	3	4	5	6	7	8
The setting of Coins	1							OFF	OFF
	2							OFF	ON
	5							ON	OFF
	10							ON	ON
The winning percentage	85%				OFF	OFF	OFF		
	86%				OFF	OFF	ON		
	87%				OFF	ON	OFF		
	88%				OFF	ON	ON		
	89%				ON	OFF	OFF		
	90%				ON	OFF	ON		
	91%				ON	ON	OFF		
	92%				ON	ON	ON		
The winning percentage of Double	80%			ON					
	85%			OFF					
The possibility to win Bonus	HARD		ON						
	EASY		OFF						



www.tskgame.com.tw

IV. Wiring

JP1

1	N.C.
2	GND
3	GND(HOPPER)
4	N.C.
5	N.C.
6	HOPPER SIGNAL
7	KEYOUT
8	N.C.
9	N.C.
10	HOPPER (+5V)

JP2

1	VCC(+5V)
2	VCC(+5V)
3	GND
4	GND
5	SSR
6	+12V

JP3

1	SIGNAL OF COUNTER (INPUT)
2	SIGNAL OF COUNTER (OUTPUT)
3	GND
4	GND
5	COUNTER (INPUT) +12 V
6	COUNTER (OUTPUT) +12 V
7	SPEAKER (+)
8	SPEAKER (-)
9	SIGNAL OF COIN SELECTOR
10	GND

JP4

1	KEYBOARD
2	
3	
4	
5	
6	
7	
8	
9	
10	

10-18 PIN CONVERTER (BUTTON)

1	PARTY-LINE 1★
2	PARTY-LINE 2◎
3	
4	JUGAR★
5	DOBLAR RIGHT★
6	DOBLAR LEFT★
7	COBRAR★
8	BONUS★
9	CREDITO★
10	TOMATO◎
11	ORANGE◎
12	EGG PLANT◎
13	BELL◎
14	BAR◎
15	77◎
16	STARS◎
17	WATERMELON◎
18	APPLE◎